



**Andhra Loyola College**  
(Autonomous)

VIJAYAWADA-520 008.

Web: [www.andhraloyolacollege.ac.in](http://www.andhraloyolacollege.ac.in) e-mail: [contactalc@gmail.com](mailto:contactalc@gmail.com)

STD	: 0866
Main Off.	: 2476082
Inter	: 2476965
Degree	: 2481907
P.G.	: 2474902
CoE	: 2473251
Fax (Principal)	: 2474531
Fax (Correspondent)	: 2486084

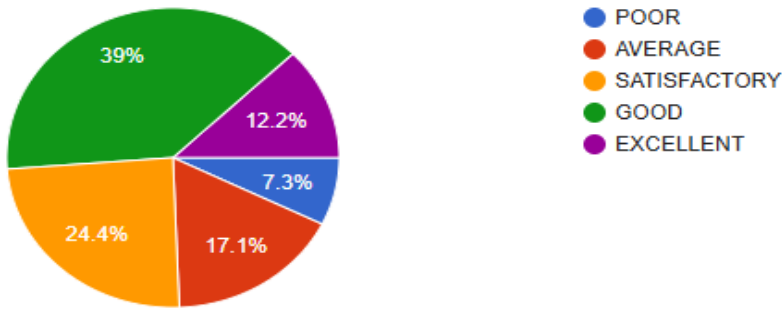
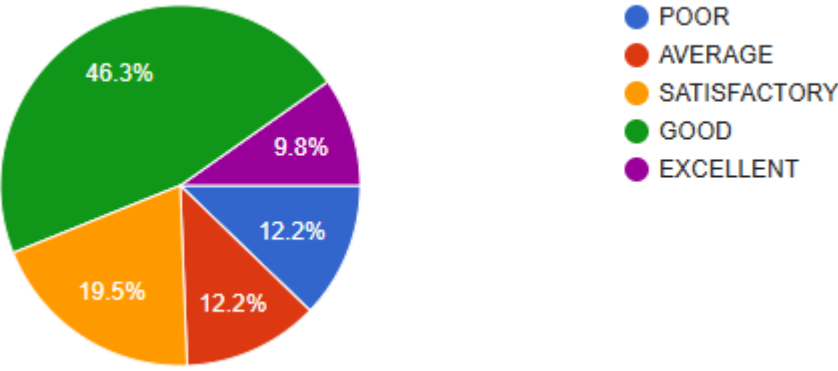
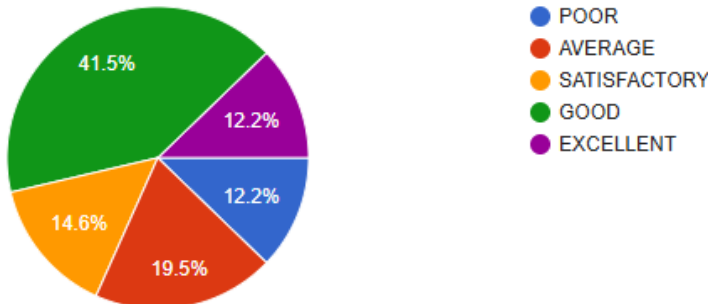
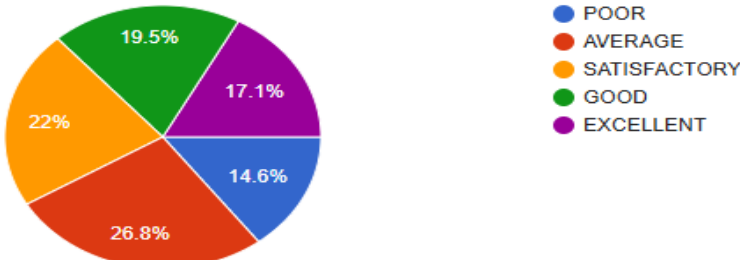
**INTERNAL QUALITY ASSURANCE CELL**

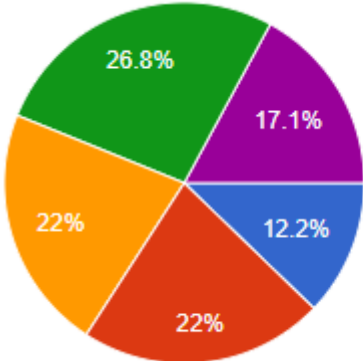
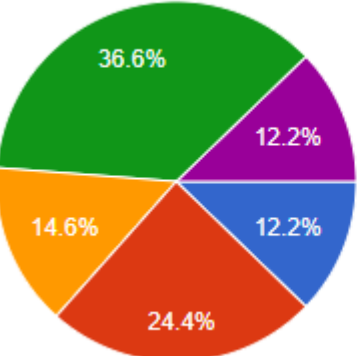
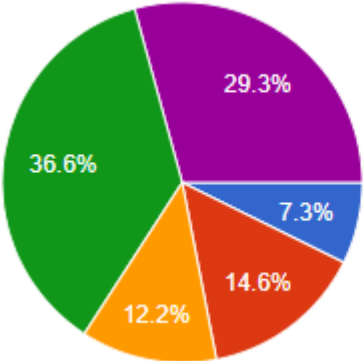
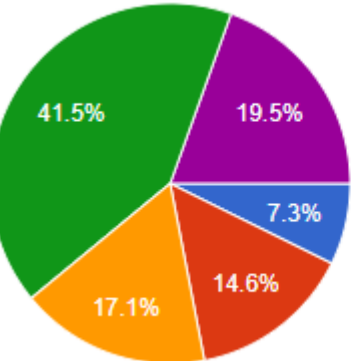
**ACADEMIC YEAR**

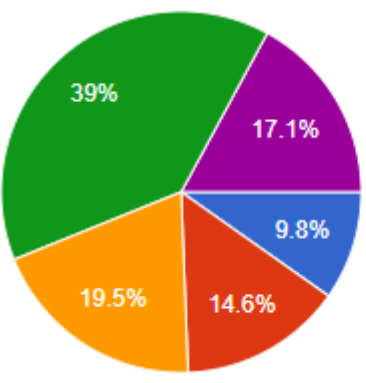
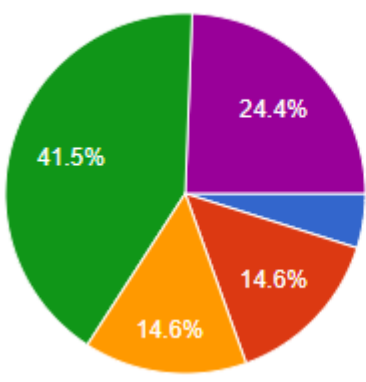
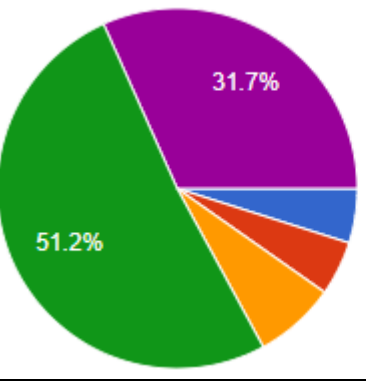
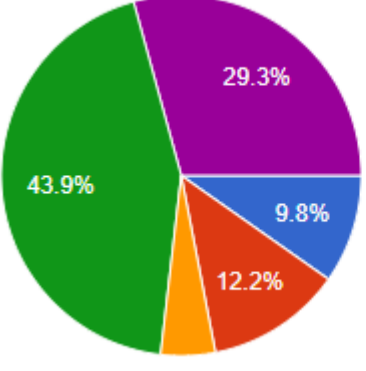
**2023-2024**

## Feedback on Curriculum – Students

a) Curriculum, b) Academic Environment and c) Student Support

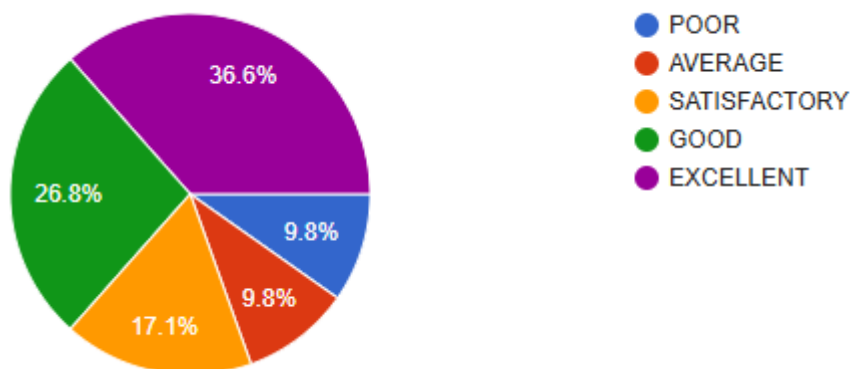
<b>FEEDBACK ON CURRICULUM</b>	<p>Relevance of course structure to the course objectives</p>  <table border="1"> <thead> <tr> <th>Category</th> <th>Percentage</th> </tr> </thead> <tbody> <tr> <td>POOR</td> <td>7.3%</td> </tr> <tr> <td>AVERAGE</td> <td>17.1%</td> </tr> <tr> <td>SATISFACTORY</td> <td>24.4%</td> </tr> <tr> <td>GOOD</td> <td>39%</td> </tr> <tr> <td>EXCELLENT</td> <td>12.2%</td> </tr> </tbody> </table>	Category	Percentage	POOR	7.3%	AVERAGE	17.1%	SATISFACTORY	24.4%	GOOD	39%	EXCELLENT	12.2%
Category	Percentage												
POOR	7.3%												
AVERAGE	17.1%												
SATISFACTORY	24.4%												
GOOD	39%												
EXCELLENT	12.2%												
<b>FEEDBACK ON CURRICULUM</b>	<p>Scope for skill development/ employability/ entrepreneurship in the courses offered</p>  <table border="1"> <thead> <tr> <th>Category</th> <th>Percentage</th> </tr> </thead> <tbody> <tr> <td>POOR</td> <td>12.2%</td> </tr> <tr> <td>AVERAGE</td> <td>12.2%</td> </tr> <tr> <td>SATISFACTORY</td> <td>19.5%</td> </tr> <tr> <td>GOOD</td> <td>46.3%</td> </tr> <tr> <td>EXCELLENT</td> <td>9.8%</td> </tr> </tbody> </table>	Category	Percentage	POOR	12.2%	AVERAGE	12.2%	SATISFACTORY	19.5%	GOOD	46.3%	EXCELLENT	9.8%
Category	Percentage												
POOR	12.2%												
AVERAGE	12.2%												
SATISFACTORY	19.5%												
GOOD	46.3%												
EXCELLENT	9.8%												
<b>FEEDBACK ON CURRICULUM</b>	<p>The research orientation in the course design</p>  <table border="1"> <thead> <tr> <th>Category</th> <th>Percentage</th> </tr> </thead> <tbody> <tr> <td>POOR</td> <td>12.2%</td> </tr> <tr> <td>AVERAGE</td> <td>19.5%</td> </tr> <tr> <td>SATISFACTORY</td> <td>14.6%</td> </tr> <tr> <td>GOOD</td> <td>41.5%</td> </tr> <tr> <td>EXCELLENT</td> <td>12.2%</td> </tr> </tbody> </table>	Category	Percentage	POOR	12.2%	AVERAGE	19.5%	SATISFACTORY	14.6%	GOOD	41.5%	EXCELLENT	12.2%
Category	Percentage												
POOR	12.2%												
AVERAGE	19.5%												
SATISFACTORY	14.6%												
GOOD	41.5%												
EXCELLENT	12.2%												
<b>FEEDBACK ON CURRICULUM</b>	<p>Structure CBCS curriculum</p>  <table border="1"> <thead> <tr> <th>Category</th> <th>Percentage</th> </tr> </thead> <tbody> <tr> <td>POOR</td> <td>14.6%</td> </tr> <tr> <td>AVERAGE</td> <td>26.8%</td> </tr> <tr> <td>SATISFACTORY</td> <td>22%</td> </tr> <tr> <td>GOOD</td> <td>19.5%</td> </tr> <tr> <td>EXCELLENT</td> <td>17.1%</td> </tr> </tbody> </table>	Category	Percentage	POOR	14.6%	AVERAGE	26.8%	SATISFACTORY	22%	GOOD	19.5%	EXCELLENT	17.1%
Category	Percentage												
POOR	14.6%												
AVERAGE	26.8%												
SATISFACTORY	22%												
GOOD	19.5%												
EXCELLENT	17.1%												

<p style="text-align: center;"><b>FEEDBACK ON CURRICULUM</b></p>	<p>Pattern of curriculum evaluation</p>  <p>Legend:  <span style="color: blue;">●</span> POOR  <span style="color: orange;">●</span> AVERAGE  <span style="color: yellow;">●</span> SATISFACTORY  <span style="color: green;">●</span> GOOD  <span style="color: purple;">●</span> EXCELLENT</p>
<p style="text-align: center;"><b>FEEDBACK ON CURRICULUM</b></p>	<p>Relevance to emerging National / Global trends</p>  <p>Legend:  <span style="color: blue;">●</span> POOR  <span style="color: orange;">●</span> AVERAGE  <span style="color: yellow;">●</span> SATISFACTORY  <span style="color: green;">●</span> GOOD  <span style="color: purple;">●</span> EXCELLENT</p>
<p style="text-align: center;"><b>FEEDBACK ON ACADEMIC ENVIRONMEN T</b></p>	<p>Academic environment of the college</p>  <p>Legend:  <span style="color: blue;">●</span> POOR  <span style="color: orange;">●</span> AVERAGE  <span style="color: yellow;">●</span> SATISFACTORY  <span style="color: green;">●</span> GOOD  <span style="color: purple;">●</span> EXCELLENT</p>
<p style="text-align: center;"><b>FEEDBACK ON ACADEMIC ENVIRONMEN T</b></p>	<p>Teaching methodology adopted</p>  <p>Legend:  <span style="color: blue;">●</span> POOR  <span style="color: orange;">●</span> AVERAGE  <span style="color: yellow;">●</span> SATISFACTORY  <span style="color: green;">●</span> GOOD  <span style="color: purple;">●</span> EXCELLENT</p>

<p style="text-align: center;"><b>FEEDBACK ON ACADEMIC ENVIRONMEN T</b></p>	<p>Coverage of syllabi</p>  <ul style="list-style-type: none"> <li>● POOR</li> <li>● AVERAGE</li> <li>● SATISFACTORY</li> <li>● GOOD</li> <li>● EXCELLENT</li> </ul>
<p style="text-align: center;"><b>FEEDBACK ON ACADEMIC ENVIRONMEN T</b></p>	<p>Observance of Academic Calendar</p>  <ul style="list-style-type: none"> <li>● POOR</li> <li>● AVERAGE</li> <li>● SATISFACTORY</li> <li>● GOOD</li> <li>● EXCELLENT</li> </ul>
<p style="text-align: center;"><b>FEEDBACK ON ACADEMIC ENVIRONMEN T</b></p>	<p>Library facilities</p>  <ul style="list-style-type: none"> <li>● POOR</li> <li>● AVERAGE</li> <li>● SATISFACTORY</li> <li>● GOOD</li> <li>● EXCELLENT</li> </ul>
<p style="text-align: center;"><b>FEEDBACK ON ACADEMIC ENVIRONMEN T</b></p>	<p>Lab facilities, if applicable</p>  <ul style="list-style-type: none"> <li>● POOR</li> <li>● AVERAGE</li> <li>● SATISFACTORY</li> <li>● GOOD</li> <li>● EXCELLENT</li> </ul>

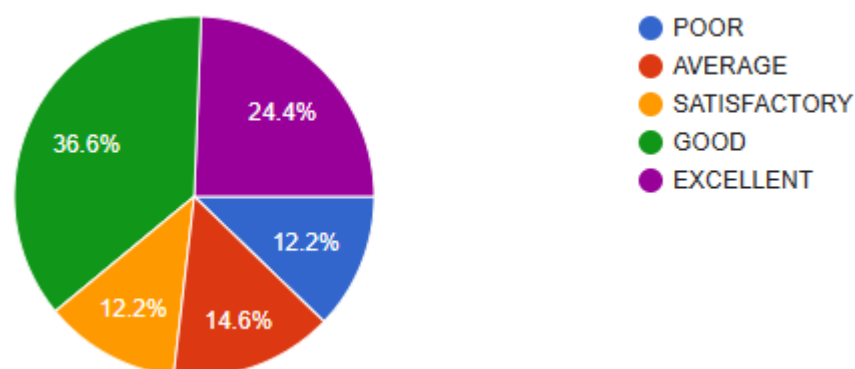
**STUDENT SUPPORT**

College information system (Website, Hand book, Calendar etc.,)



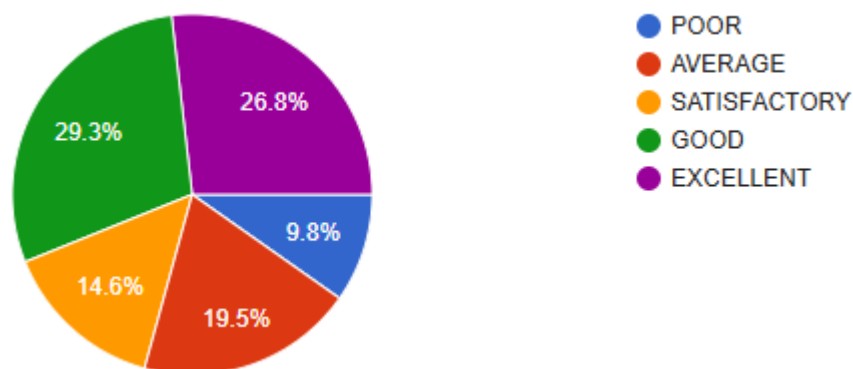
**STUDENT SUPPORT**

Student support services such as NGC,NCC, NSS, Red Ribbon Club etc.



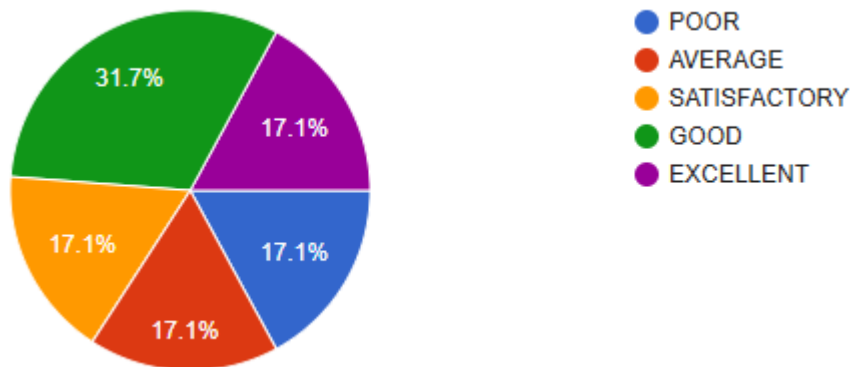
**STUDENT SUPPORT**

Grievance redressal in the college



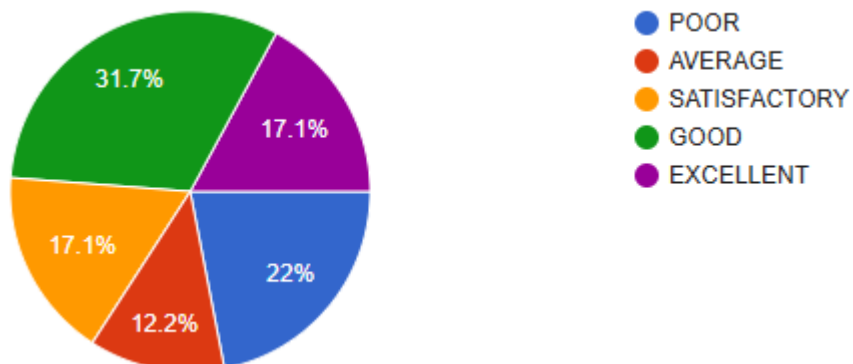
**STUDENT SUPPORT**

Encouragement to sports & games



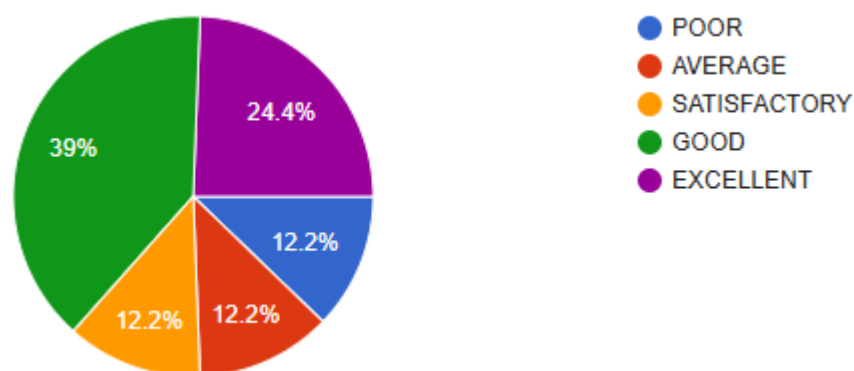
**STUDENT SUPPORT**

Provision of Financial support to poor students (scholarships, poor students fund etc.



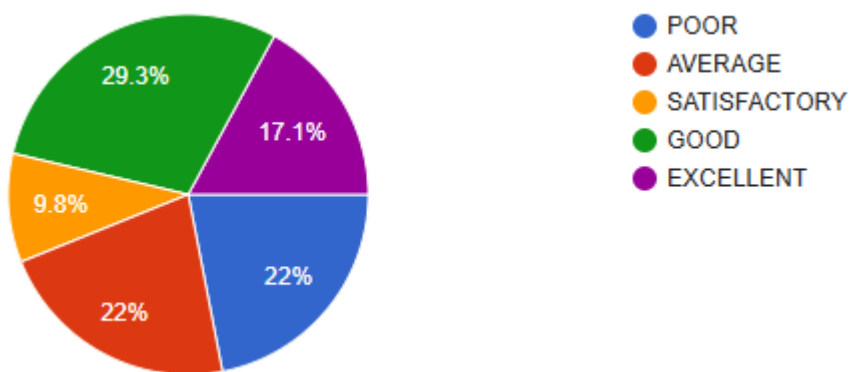
**STUDENT SUPPORT**

Encouragement to literary and cultural activities



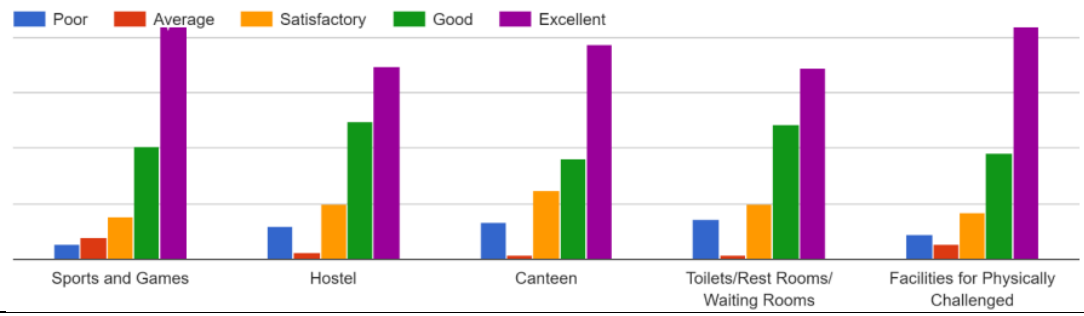
**STUDENT SUPPORT**

Awareness of on campus and off campus placement drives



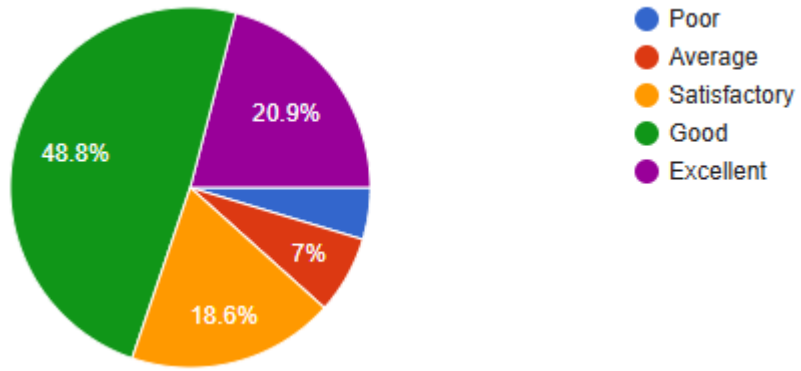
## Feedback from Parents

<b>FEEDBACK FROM PARENTS</b>	<p>Programme of Study of your Son / Daughter</p> <table border="1"> <caption>Programme of Study of your Son / Daughter</caption> <thead> <tr> <th>Programme</th> <th>Percentage</th> </tr> </thead> <tbody> <tr> <td>B.A.</td> <td>11.6%</td> </tr> <tr> <td>B.Sc.</td> <td>23.3%</td> </tr> <tr> <td>B.Com.</td> <td>18.6%</td> </tr> <tr> <td>BBA</td> <td>11.6%</td> </tr> <tr> <td>BCA</td> <td>14%</td> </tr> <tr> <td>BMS</td> <td>7%</td> </tr> <tr> <td>MBA</td> <td>11.6%</td> </tr> <tr> <td>MCA</td> <td>7%</td> </tr> </tbody> </table>	Programme	Percentage	B.A.	11.6%	B.Sc.	23.3%	B.Com.	18.6%	BBA	11.6%	BCA	14%	BMS	7%	MBA	11.6%	MCA	7%																		
Programme	Percentage																																				
B.A.	11.6%																																				
B.Sc.	23.3%																																				
B.Com.	18.6%																																				
BBA	11.6%																																				
BCA	14%																																				
BMS	7%																																				
MBA	11.6%																																				
MCA	7%																																				
<b>FEEDBACK FROM PARENTS</b>	<p>Usefulness of the Syllabus of the Courses offered in the Programme</p> <table border="1"> <caption>Usefulness of the Syllabus of the Courses offered in the Programme</caption> <thead> <tr> <th>Category</th> <th>Poor</th> <th>Average</th> <th>Satisfactory</th> <th>Good</th> <th>Excellent</th> </tr> </thead> <tbody> <tr> <td>Higher Education</td> <td>Low</td> <td>Medium</td> <td>High</td> <td>Very High</td> <td>Medium-High</td> </tr> <tr> <td>Employment</td> <td>Low</td> <td>Medium</td> <td>Medium</td> <td>Very High</td> <td>Medium-High</td> </tr> <tr> <td>Entrepreneurship</td> <td>Low</td> <td>Medium</td> <td>Medium</td> <td>Very High</td> <td>High</td> </tr> </tbody> </table>	Category	Poor	Average	Satisfactory	Good	Excellent	Higher Education	Low	Medium	High	Very High	Medium-High	Employment	Low	Medium	Medium	Very High	Medium-High	Entrepreneurship	Low	Medium	Medium	Very High	High												
Category	Poor	Average	Satisfactory	Good	Excellent																																
Higher Education	Low	Medium	High	Very High	Medium-High																																
Employment	Low	Medium	Medium	Very High	Medium-High																																
Entrepreneurship	Low	Medium	Medium	Very High	High																																
<b>FEEDBACK FROM PARENTS</b>	<p>Curriculum of the Programme has covered</p> <table border="1"> <caption>Curriculum of the Programme has covered</caption> <thead> <tr> <th>Aspect</th> <th>Poor</th> <th>Average</th> <th>Satisfactory</th> <th>Good</th> <th>Excellent</th> </tr> </thead> <tbody> <tr> <td>Knowledge</td> <td>Low</td> <td>Low</td> <td>Medium</td> <td>High</td> <td>Very High</td> </tr> <tr> <td>Understanding and Application</td> <td>Low</td> <td>Low</td> <td>Medium</td> <td>High</td> <td>Very High</td> </tr> <tr> <td>Analysis</td> <td>Low</td> <td>Low</td> <td>Medium</td> <td>High</td> <td>Very High</td> </tr> <tr> <td>Skills required</td> <td>Low</td> <td>Low</td> <td>Medium</td> <td>High</td> <td>Very High</td> </tr> <tr> <td>Values and Ethics</td> <td>Low</td> <td>Low</td> <td>Medium</td> <td>High</td> <td>Very High</td> </tr> </tbody> </table>	Aspect	Poor	Average	Satisfactory	Good	Excellent	Knowledge	Low	Low	Medium	High	Very High	Understanding and Application	Low	Low	Medium	High	Very High	Analysis	Low	Low	Medium	High	Very High	Skills required	Low	Low	Medium	High	Very High	Values and Ethics	Low	Low	Medium	High	Very High
Aspect	Poor	Average	Satisfactory	Good	Excellent																																
Knowledge	Low	Low	Medium	High	Very High																																
Understanding and Application	Low	Low	Medium	High	Very High																																
Analysis	Low	Low	Medium	High	Very High																																
Skills required	Low	Low	Medium	High	Very High																																
Values and Ethics	Low	Low	Medium	High	Very High																																
<b>FEEDBACK FROM PARENTS</b>	<p>Academic Facilities available in the College</p> <table border="1"> <caption>Academic Facilities available in the College</caption> <thead> <tr> <th>Facility</th> <th>Poor</th> <th>Average</th> <th>Satisfactory</th> <th>Good</th> <th>Excellent</th> </tr> </thead> <tbody> <tr> <td>Class rooms</td> <td>Low</td> <td>Low</td> <td>Medium</td> <td>High</td> <td>Very High</td> </tr> <tr> <td>Laboratories</td> <td>Low</td> <td>Low</td> <td>Medium</td> <td>High</td> <td>Very High</td> </tr> <tr> <td>ICT Facilities</td> <td>Low</td> <td>Low</td> <td>Medium</td> <td>High</td> <td>Very High</td> </tr> <tr> <td>Seminar Halls</td> <td>Low</td> <td>Low</td> <td>Medium</td> <td>High</td> <td>Very High</td> </tr> <tr> <td>Library</td> <td>Low</td> <td>Low</td> <td>Medium</td> <td>High</td> <td>Very High</td> </tr> </tbody> </table>	Facility	Poor	Average	Satisfactory	Good	Excellent	Class rooms	Low	Low	Medium	High	Very High	Laboratories	Low	Low	Medium	High	Very High	ICT Facilities	Low	Low	Medium	High	Very High	Seminar Halls	Low	Low	Medium	High	Very High	Library	Low	Low	Medium	High	Very High
Facility	Poor	Average	Satisfactory	Good	Excellent																																
Class rooms	Low	Low	Medium	High	Very High																																
Laboratories	Low	Low	Medium	High	Very High																																
ICT Facilities	Low	Low	Medium	High	Very High																																
Seminar Halls	Low	Low	Medium	High	Very High																																
Library	Low	Low	Medium	High	Very High																																
<b>FEEDBACK FROM PARENTS</b>	<p>Facilities for Extra Curricular an/Sports / NCC/NSS and other Activities</p>																																				



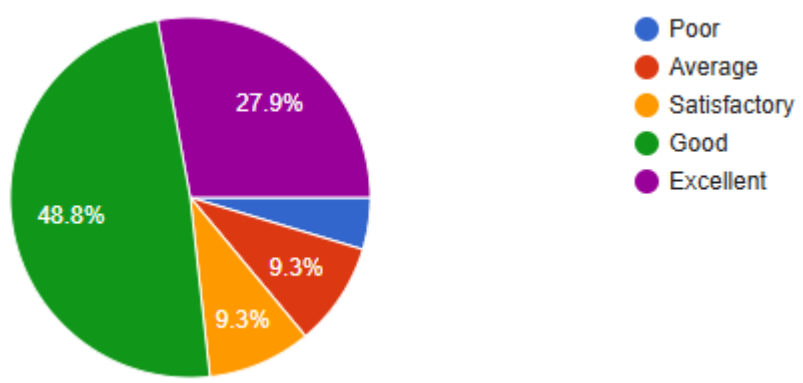
**FEEDBACK FROM PARENTS**

Is the course structure satisfactory?



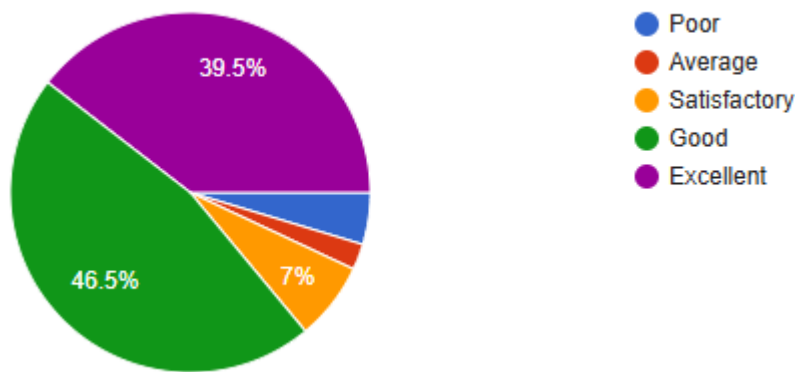
**FEEDBACK FROM PARENTS**

Does the curriculum ensure all round development of students?



**FEEDBACK FROM PARENTS**

Academic Discipline (i.e timely conduct of lectures, practicals and related activities) observed by the college

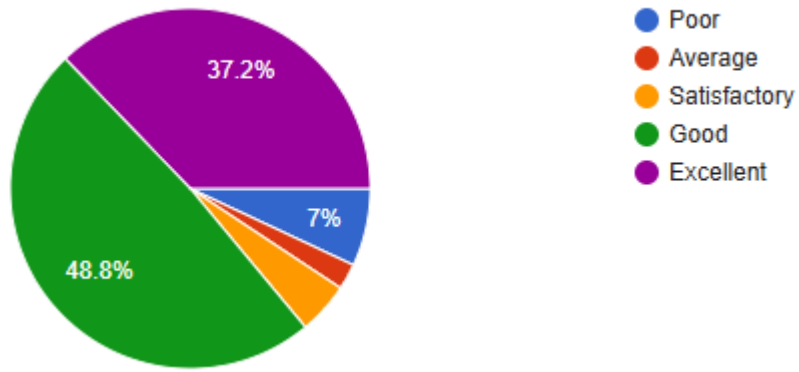


**FEEDBACK FROM PARENTS**

Examination system adopted by the college:

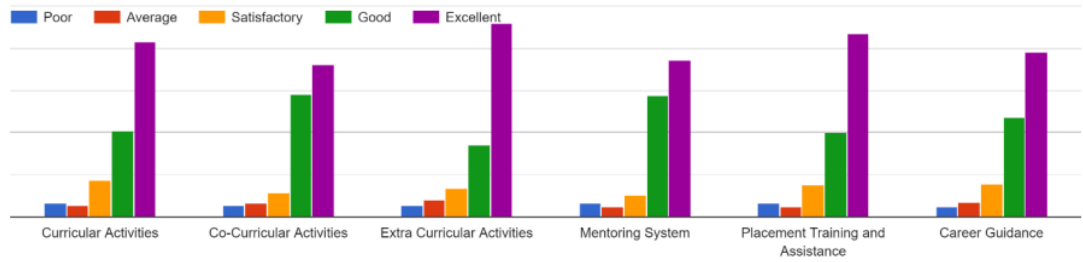


**PARENTS**



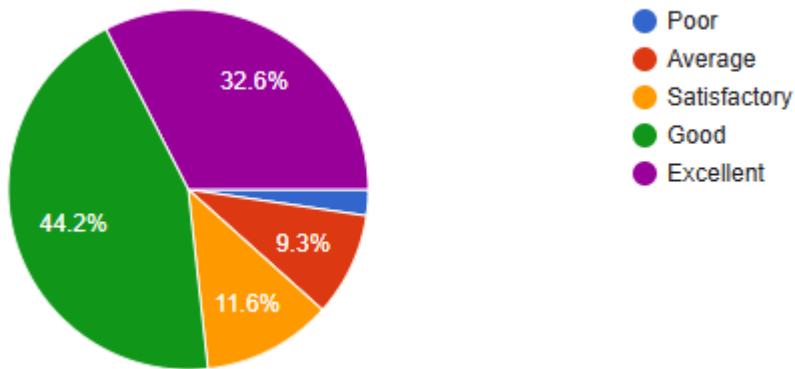
**FEEDBACK FROM PARENTS**

**Student Support Activities**

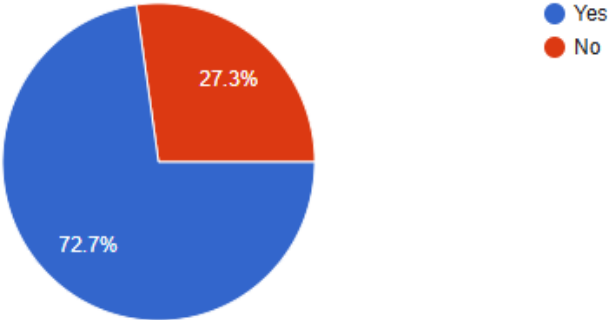
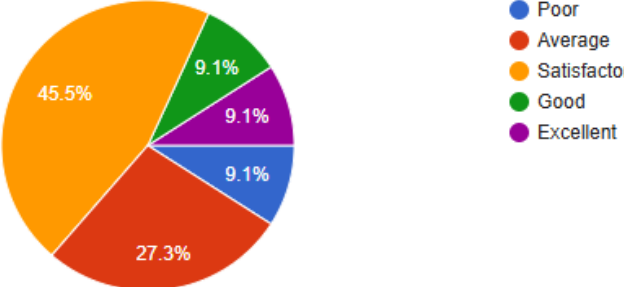
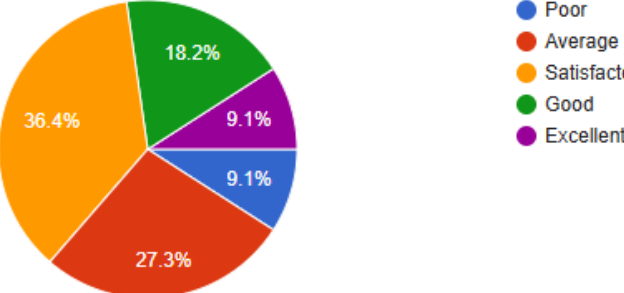
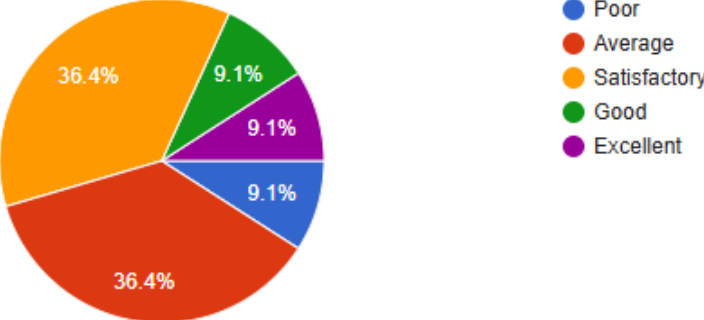


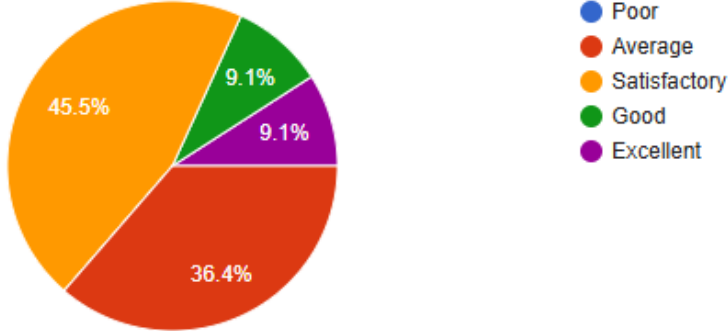
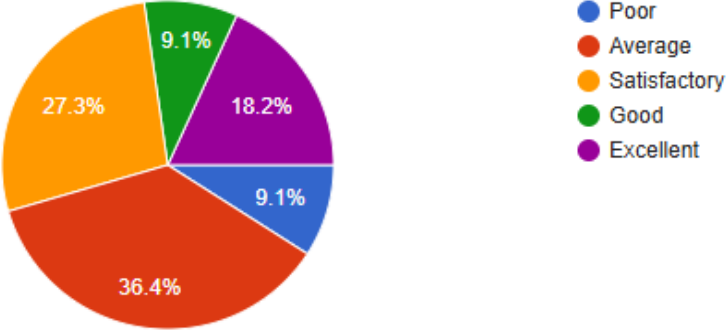
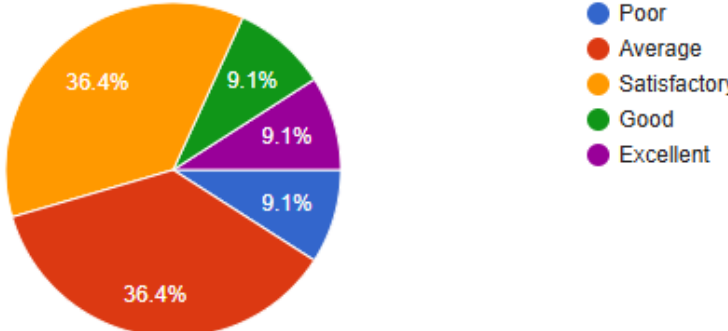
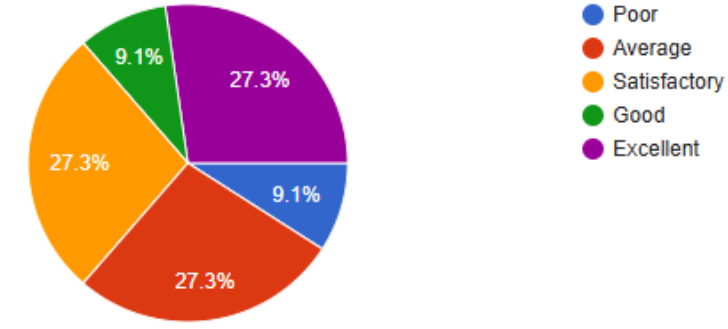
**FEEDBACK FROM PARENTS**

**Overall Impression about the College**



## Feedback from Employers'/ Industrialists

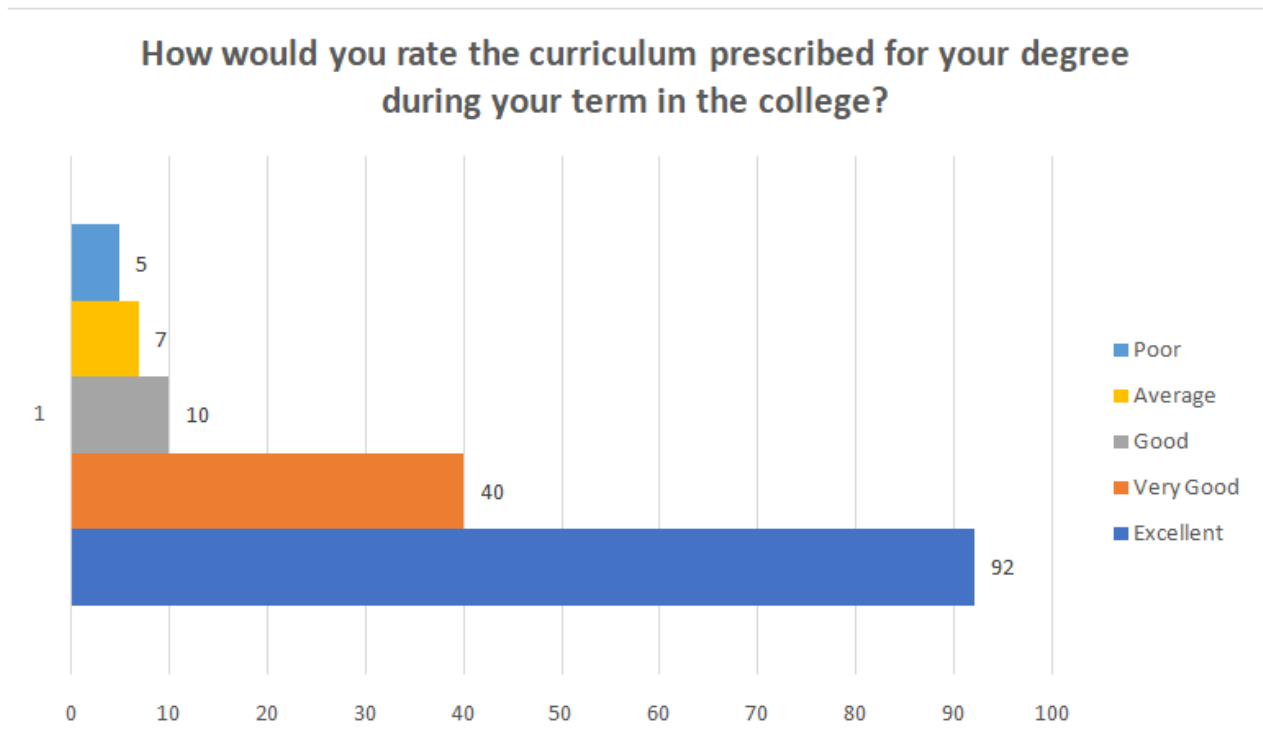
<p style="text-align: center;"><b>EMPLOYER'S FEEDBACK</b></p>	<p>Curriculum relevancy to employability</p>  <p>Legend: Yes (Blue), No (Red)</p> <table border="1"> <thead> <tr> <th>Response</th> <th>Percentage</th> </tr> </thead> <tbody> <tr> <td>Yes</td> <td>72.7%</td> </tr> <tr> <td>No</td> <td>27.3%</td> </tr> </tbody> </table>	Response	Percentage	Yes	72.7%	No	27.3%						
Response	Percentage												
Yes	72.7%												
No	27.3%												
<p style="text-align: center;"><b>EMPLOYER'S FEEDBACK</b></p>	<p>Syllabus effective in developing skill oriented human resources Scope for skill development/ employability/ entrepreneurship in the courses offered</p>  <p>Legend: Poor (Blue), Average (Red), Satisfactory (Yellow), Good (Green), Excellent (Purple)</p> <table border="1"> <thead> <tr> <th>Response</th> <th>Percentage</th> </tr> </thead> <tbody> <tr> <td>Poor</td> <td>9.1%</td> </tr> <tr> <td>Average</td> <td>27.3%</td> </tr> <tr> <td>Satisfactory</td> <td>45.5%</td> </tr> <tr> <td>Good</td> <td>9.1%</td> </tr> <tr> <td>Excellent</td> <td>9.1%</td> </tr> </tbody> </table>	Response	Percentage	Poor	9.1%	Average	27.3%	Satisfactory	45.5%	Good	9.1%	Excellent	9.1%
Response	Percentage												
Poor	9.1%												
Average	27.3%												
Satisfactory	45.5%												
Good	9.1%												
Excellent	9.1%												
<p style="text-align: center;"><b>EMPLOYER'S FEEDBACK</b></p>	<p>Creativity &amp; innovation of the Curriculum</p>  <p>Legend: Poor (Blue), Average (Red), Satisfactory (Yellow), Good (Green), Excellent (Purple)</p> <table border="1"> <thead> <tr> <th>Response</th> <th>Percentage</th> </tr> </thead> <tbody> <tr> <td>Poor</td> <td>9.1%</td> </tr> <tr> <td>Average</td> <td>27.3%</td> </tr> <tr> <td>Satisfactory</td> <td>36.4%</td> </tr> <tr> <td>Good</td> <td>18.2%</td> </tr> <tr> <td>Excellent</td> <td>9.1%</td> </tr> </tbody> </table>	Response	Percentage	Poor	9.1%	Average	27.3%	Satisfactory	36.4%	Good	18.2%	Excellent	9.1%
Response	Percentage												
Poor	9.1%												
Average	27.3%												
Satisfactory	36.4%												
Good	18.2%												
Excellent	9.1%												
<p style="text-align: center;"><b>EMPLOYER'S FEEDBACK</b></p>	<p>Relevance of Course Content to Employability</p>  <p>Legend: Poor (Blue), Average (Red), Satisfactory (Yellow), Good (Green), Excellent (Purple)</p> <table border="1"> <thead> <tr> <th>Response</th> <th>Percentage</th> </tr> </thead> <tbody> <tr> <td>Poor</td> <td>9.1%</td> </tr> <tr> <td>Average</td> <td>36.4%</td> </tr> <tr> <td>Satisfactory</td> <td>36.4%</td> </tr> <tr> <td>Good</td> <td>9.1%</td> </tr> <tr> <td>Excellent</td> <td>9.1%</td> </tr> </tbody> </table>	Response	Percentage	Poor	9.1%	Average	36.4%	Satisfactory	36.4%	Good	9.1%	Excellent	9.1%
Response	Percentage												
Poor	9.1%												
Average	36.4%												
Satisfactory	36.4%												
Good	9.1%												
Excellent	9.1%												

<p><b>EMPLOYER'S FEEDBACK</b></p>	<p>Relevance of the curriculum to the organization</p>  <p>Legend:</p> <ul style="list-style-type: none"> <li>● Poor</li> <li>● Average</li> <li>● Satisfactory</li> <li>● Good</li> <li>● Excellent</li> </ul>
<p><b>EMPLOYER'S FEEDBACK</b></p>	<p>Curriculum effective in developing innovative thinking</p>  <p>Legend:</p> <ul style="list-style-type: none"> <li>● Poor</li> <li>● Average</li> <li>● Satisfactory</li> <li>● Good</li> <li>● Excellent</li> </ul>
<p><b>EMPLOYER'S FEEDBACK</b></p>	<p>Curriculum related to social activities</p>  <p>Legend:</p> <ul style="list-style-type: none"> <li>● Poor</li> <li>● Average</li> <li>● Satisfactory</li> <li>● Good</li> <li>● Excellent</li> </ul>
<p><b>EMPLOYER'S FEEDBACK</b></p>	<p>Open to new ideas and learning new Technologies</p>  <p>Legend:</p> <ul style="list-style-type: none"> <li>● Poor</li> <li>● Average</li> <li>● Satisfactory</li> <li>● Good</li> <li>● Excellent</li> </ul>

# Feedback from Alumni

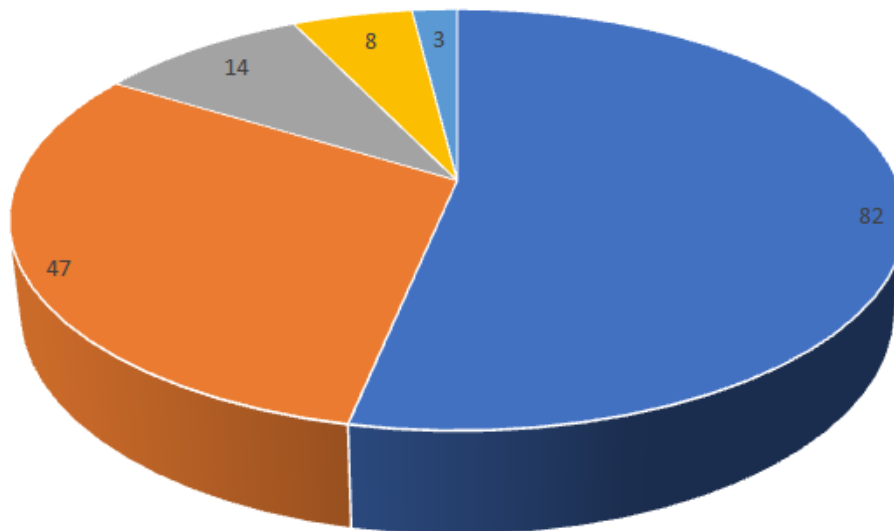
## Report of Alumni Feedback on Curriculum

In 2024, Andhra Loyola College has taken feedback from different stakeholders on curriculum of all the UG/ PG Programmes offered by the College. Under the guidance of Internal Quality Assurance Cell, all Departments in the College have collected feedback through google form from 154 Students who have passed out from the College in the past 3 Years. IQAC has analyzed the data received from the Students and submitted a consolidated report of it to IQAC.



---

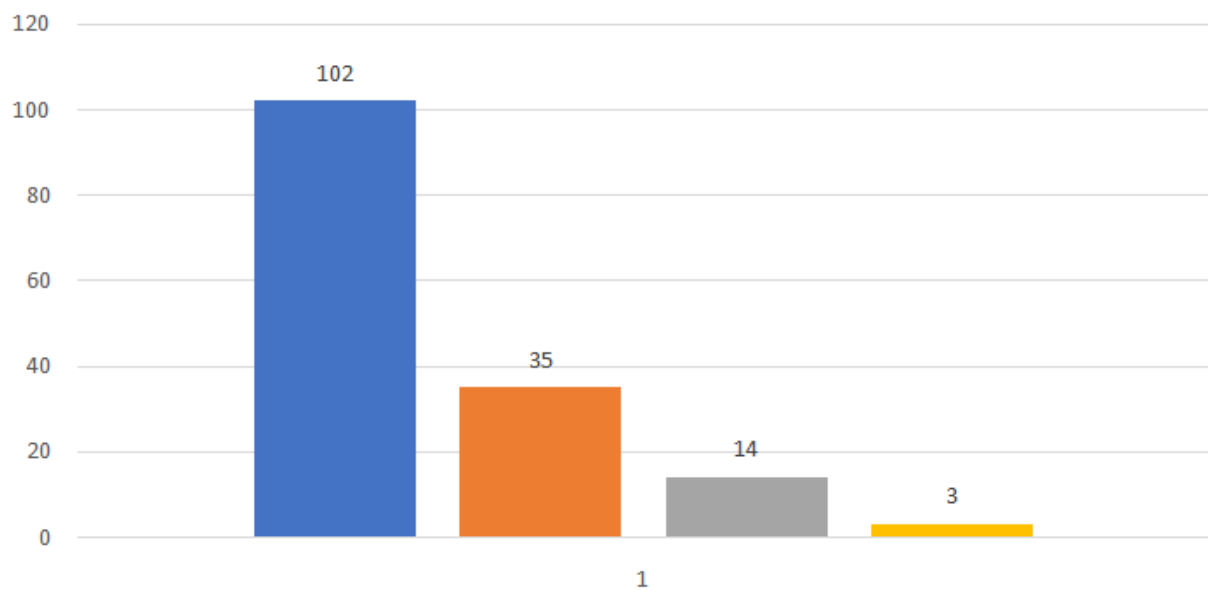
**How would you rate the course curriculum for fulfilling your expectations?**



■ Excellent ■ Very Good ■ Good ■ Average ■ Poor

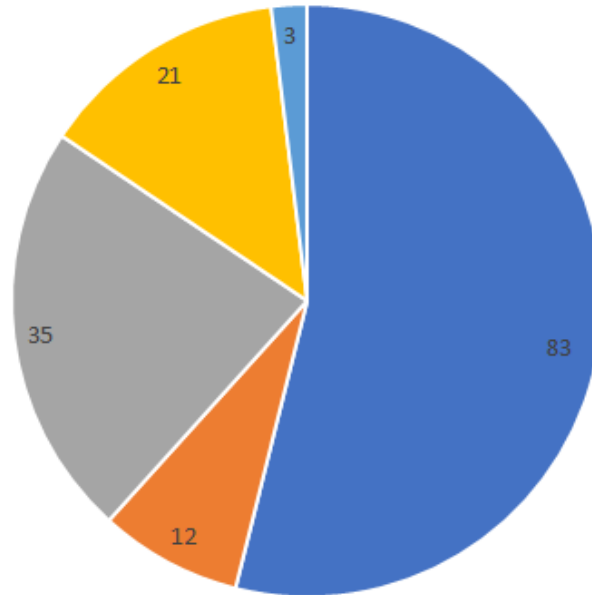
---

**How would you rate the quality of education imparted in the college?**



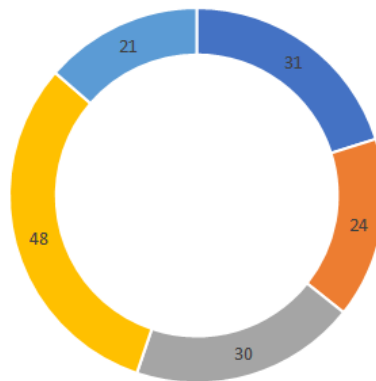
■ Excellent ■ Very Good ■ Good ■ Average

## How do you rate the academic initiatives taken by the college to bridge the gap between industry & academia



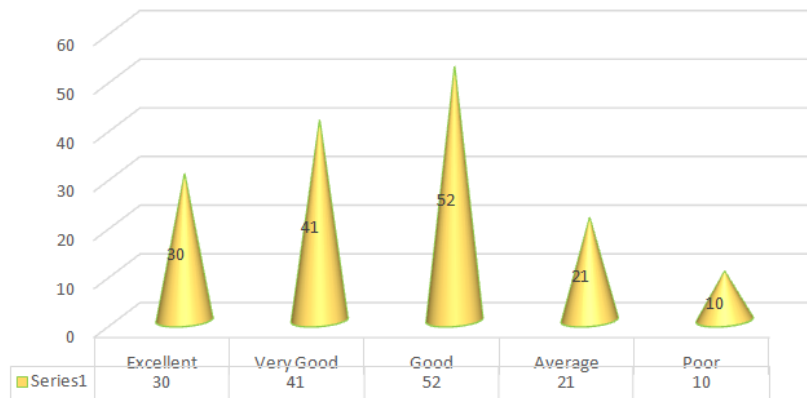
■ Excellent ■ Very Good ■ Good ■ Average ■ Poor

## How do you rate the relevance of your degree to your present job?

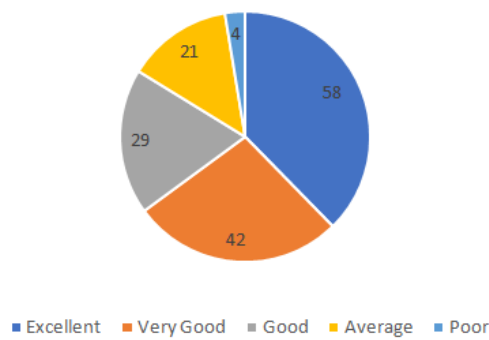


■ Excellent ■ Very Good ■ Good ■ Average ■ Poor

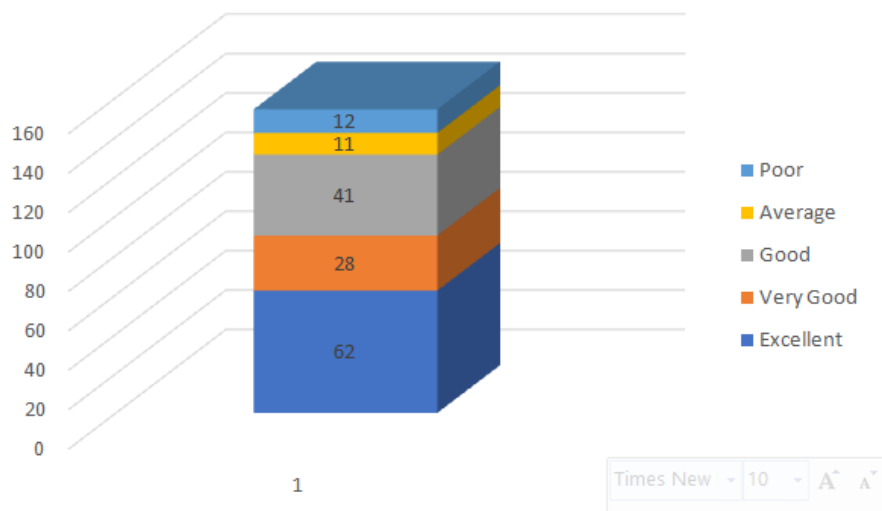
How would you rate the motivation created by the curriculum to pursue post graduation/research in the particular topic?



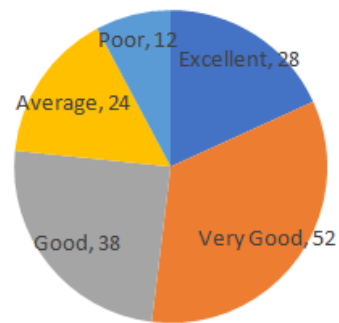
Is the course structure helpful for you to adapt yourself to your career?



The prescribed curriculum helped me to gain knowledge



## Is Choice Based Credit system being in relation to National and global trends?



■ Excellent ■ Very Good ■ Good ■ Average ■ Poor

---





## Andhra Loyola College (Autonomous)

VIJAYAWADA-520 008.

Web: [www.andhraloyolacollege.ac.in](http://www.andhraloyolacollege.ac.in) e-mail: [contactalc@gmail.com](mailto:contactalc@gmail.com)

STD	: 0866
Main Off.	: 2476082
Inter	: 2476965
Degree	: 2481907
P.G.	: 2474902
CoE	: 2473251
Fax (Principal)	: 2474531
Fax (Correspondent)	: 2486084

## **ACTION TAKEN REPORT**

### **ACADEMIC YEAR: 2023-2024**

After collecting feedback from diverse stakeholders using structured surveys and Google forms, the Review Committee conducted a thorough analysis. In collaboration with the Principal and the Management team, a number of concerns and practical solutions emerged.

#### **Alumni Feedback on Curriculum**

The majority of alumni revealed satisfaction with the curriculum, highlighting its importance in global and national concerns. However, issues were highlighted about hostel facilities, such as the need for washing machines, more rooms, access to clean water for drinking, and improved Wi-Fi connections. As a result, washing machines were put in the hostel, the number of hostel rooms was expanded to accommodate more students, and considerable renovations were made to provide clean drinking water and improved Wi-Fi access on the hostel grounds.

#### **Employers' Feedback on Curriculum**

Employers noted the course content for its relevance to employability and openness to new developments in technology, highlighting the curriculum's role in promoting innovative thinking. In response, industry collaborations were enhanced to give more internships and actual projects, while workshops on upcoming technologies were held to stimulate innovative thinking. Additionally, industry-relevant courses were added to the curriculum to improve employability skills.

#### **Feedback from Parents on Curriculum**

Parents were happy with the curriculum, particularly its emphasis on values, ethics, and employability, but expressed concerns about the need for more career assistance programs, seminar hall resources, and restrooms. In response, more career advice programs were implemented to help prepare students for job options. More seminar halls were added to assist effective learning, and restrooms were renovated, with separate facilities for boys and girls on every floor.

#### **Students' Feedback on Curriculum**

Students highlighted the curriculum's emphasis on skill development, employability, and entrepreneurship, and expressed thankfulness for the library and lab facilities. However, questions were expressed about financial aid for economically disadvantaged students and the relevance of internship activities to their academics. To address these concerns, scholarship programs for students from low-income families were extended, and collaborations with departments were established to better connect internships with the curriculum and areas of student concentration. Furthermore, encouragement for involvement in sports and cultural activities was maintained to promote overall growth.